

IGF 2016 Workshop Evaluations

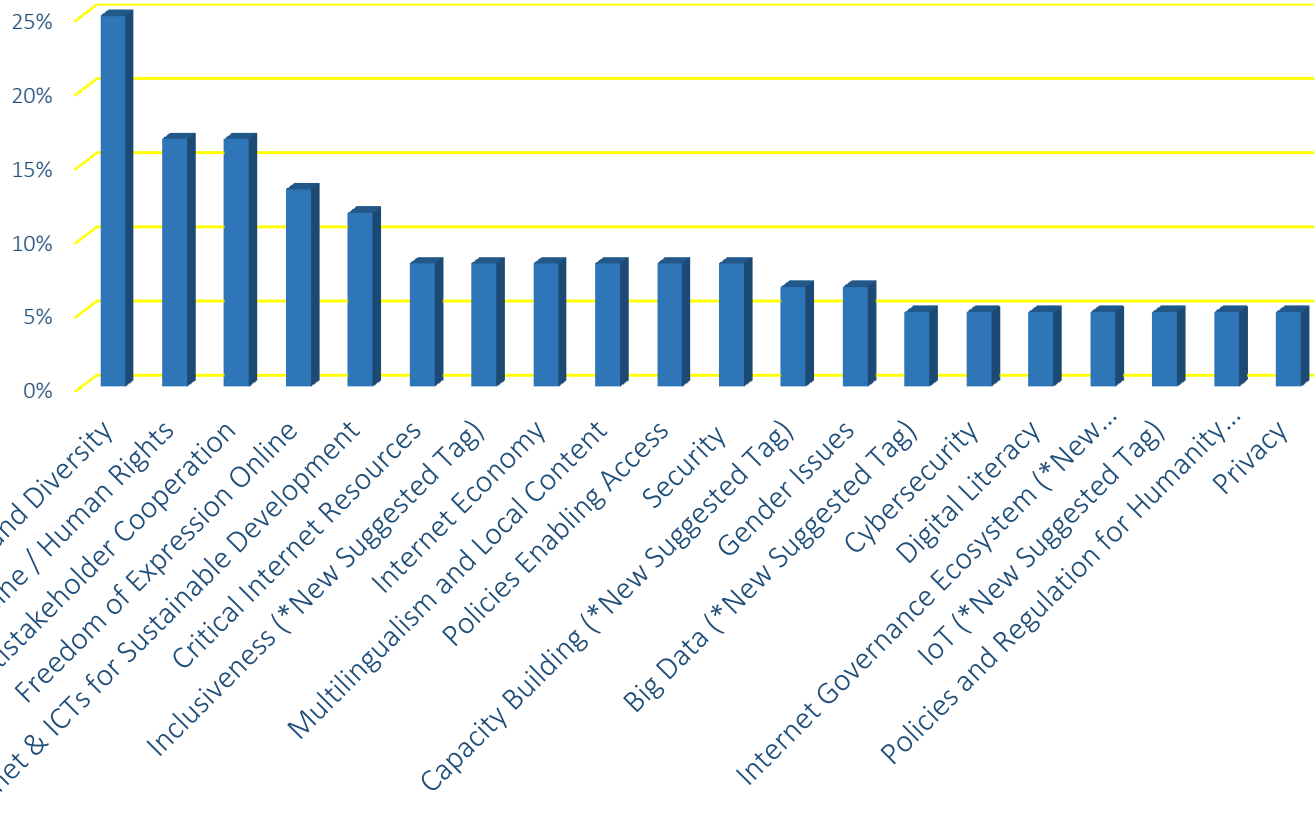
Statistical Synthesis

Top 60 Graded Proposals

Thematic Tags

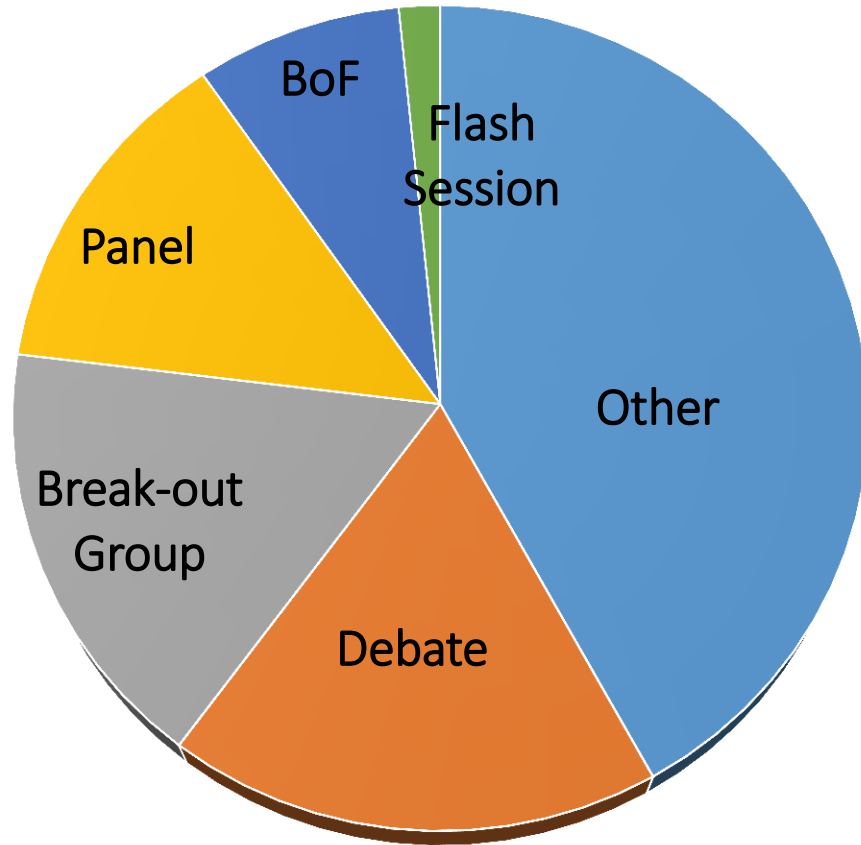
Top 60: Most Popular Thematic Tags

Percentage of proposers who picked the tag



20 Most Used Thematic Tags	Selection Frequency	Selection Frequency (Percent)	Percentage of Proposers who Picked this Tag
Access and Diversity	15	8.3%	25%
Human Rights Online / Human Rights	10	5.6%	16.7%
Multistakeholder Cooperation	10	5.6%	16.7%
Freedom of Expression Online	8	4.4%	13.3%
Internet & ICTs for Sustainable Development	7	3.9%	11.7%
Critical Internet Resources	5	2.8%	8.3%
Inclusiveness (*New Suggested Tag)	5	2.8%	8.3%
Internet Economy	5	2.8%	8.3%
Multilingualism and Local Content	5	2.8%	8.3%
Policies Enabling Access	5	2.8%	8.3%
Security	5	2.8%	8.3%
Capacity Building (*New Suggested Tag)	4	2.2%	6.7%
Gender Issues	4	2.2%	6.7%
Big Data (*New Suggested Tag)	3	1.7%	5%
Cybersecurity	3	1.7%	5%
Digital Literacy	3	1.7%	5%
Internet Governance Ecosystem (*New Suggested Tag)	3	1.7%	5%
IoT (*New Suggested Tag)	3	1.7%	5%
Policies and Regulation for Humanity (*New Suggested Tag)	3	1.7%	5%
Privacy	3	1.7%	5%
All Other Tags	168	93.3%	
No Tags	12	6.6%	

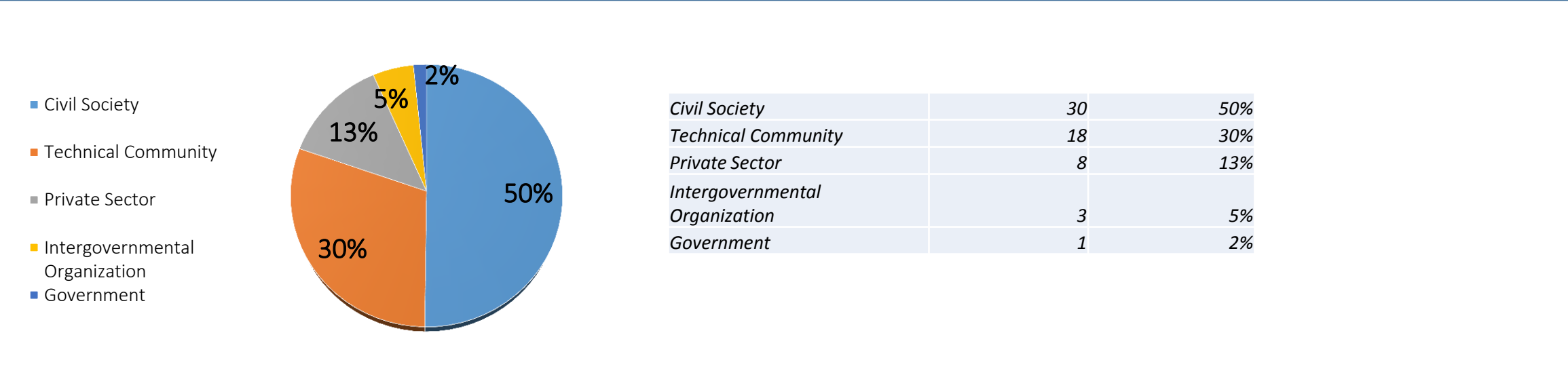
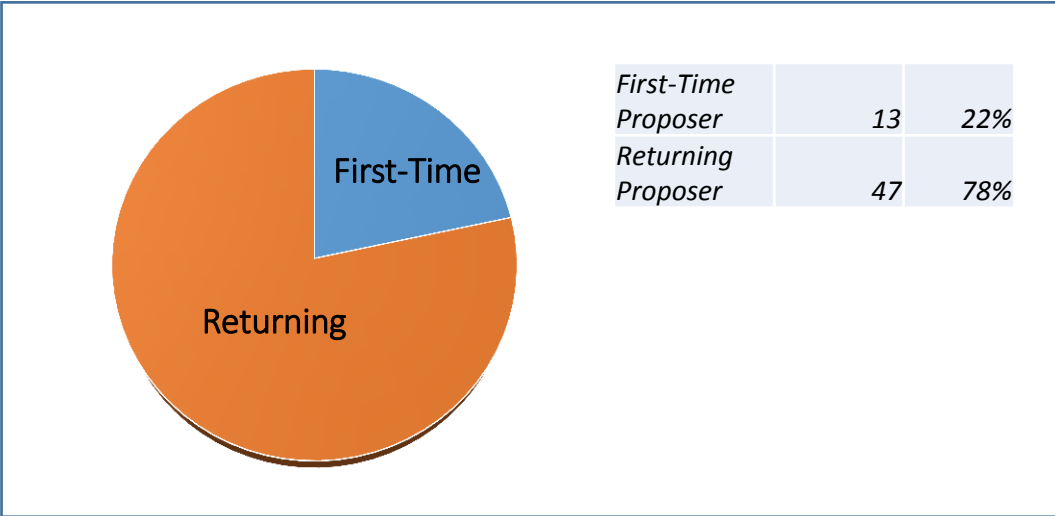
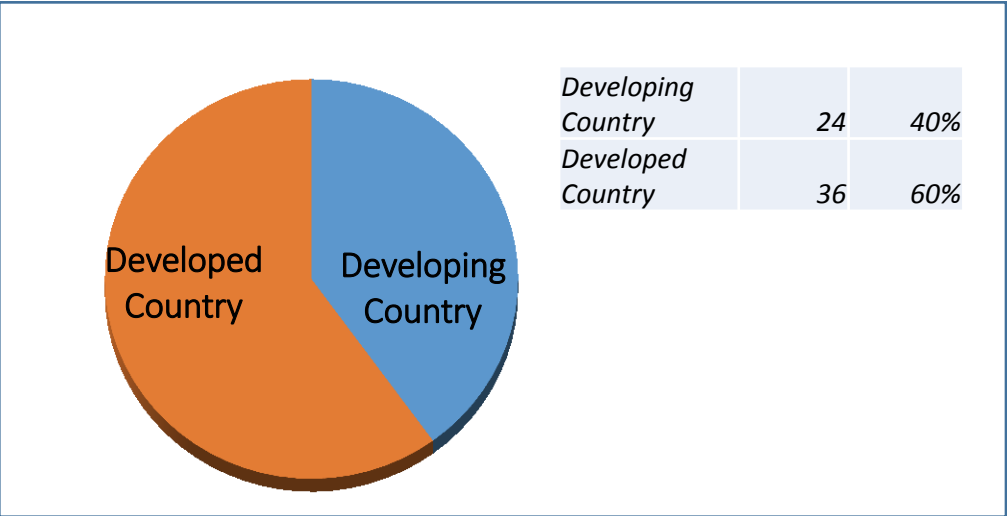
Top 60 Session Types



Other	25	42%
Debate	11	18%
Break-out group discussions	10	17%
Panel	8	13%
Birds of A Feather (BoF)	5	8%
Flash Session	1	2%

Top 60

The Proposers: Developing vs. Developed Country, First-Time vs. Returning, Stakeholder Group

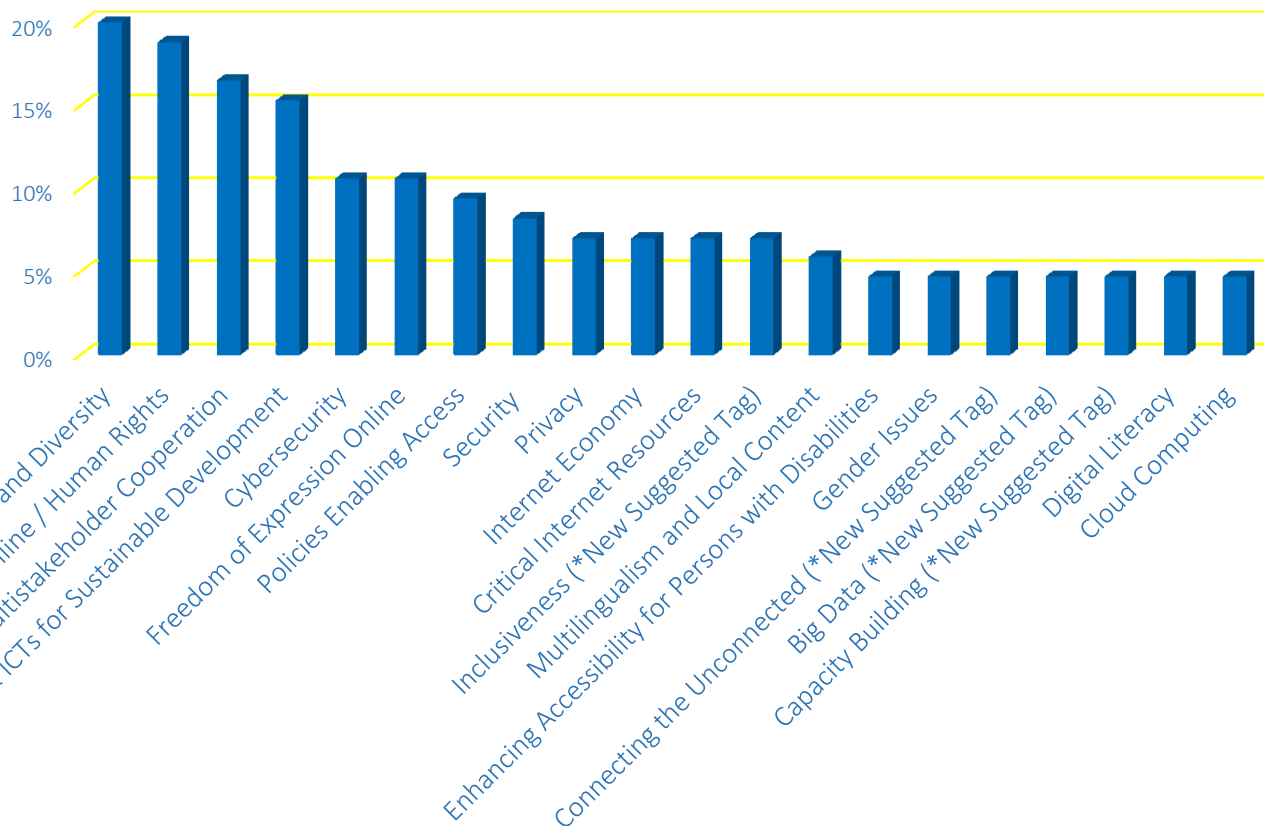


Top 85 Graded Proposals

Thematic Tags

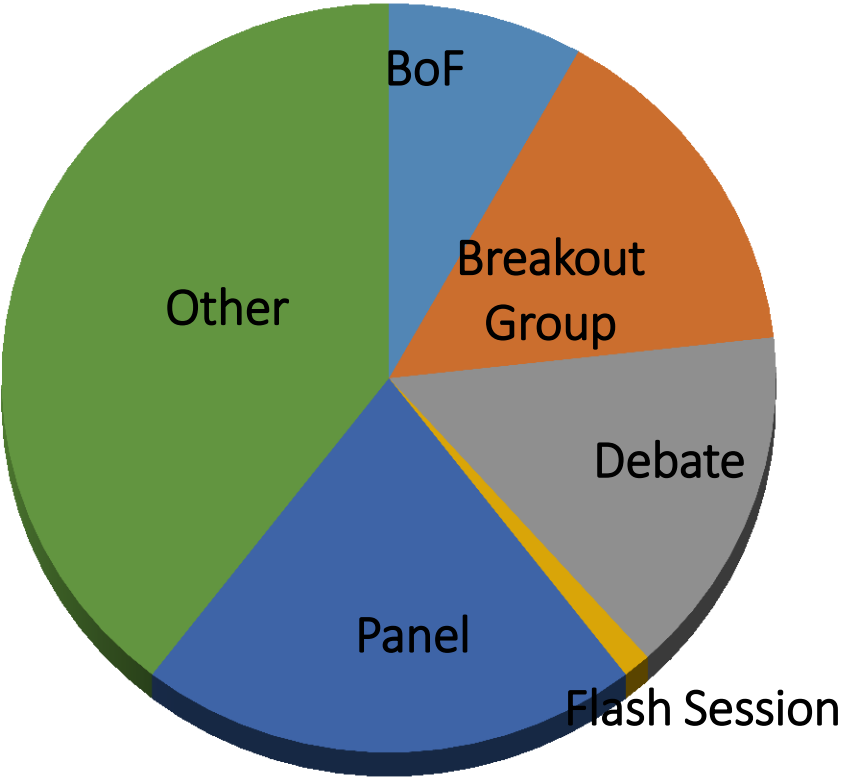
Top 85: Most Popular Thematic Tags

Percentage of proposers who picked the tag



20 Most Used Thematic Tags	Selection Frequency	Selection Frequency (Percent)	Percentage of Proposers who Picked this Tag
Access and Diversity	17	6.7%	20%
Human Rights Online / Human Rights	16	6.3%	18.8%
Multistakeholder Cooperation	14	5.5%	16.5%
Internet & ICTs for Sustainable Development	13	5.1%	15.3%
Cybersecurity	9	3.5%	10.6%
Freedom of Expression Online	9	3.5%	10.6%
Policies Enabling Access	8	3.1%	9.4%
Security	7	2.7%	8.2%
Privacy	6	2.3%	7%
Internet Economy	6	2.3%	7%
Critical Internet Resources	6	2.3%	7%
Inclusiveness (*New Suggested Tag)	6	2.3%	7%
Multilingualism and Local Content	5	2%	5.9%
Enhancing Accessibility for Persons with Disabilities	4	1.7%	4.7%
Gender Issues	4	1.7%	4.7%
Connecting the Unconnected (*New Suggested Tag)	4	1.7%	4.7%
Big Data (*New Suggested Tag)	4	1.7%	4.7%
Capacity Building (*New Suggested Tag)	4	1.7%	4.7%
Digital Literacy	4	1.7%	4.7%
Cloud Computing	4	1.7%	4.7%
All Other Tags	84	32.9%	
No Tags	21	8.3%	

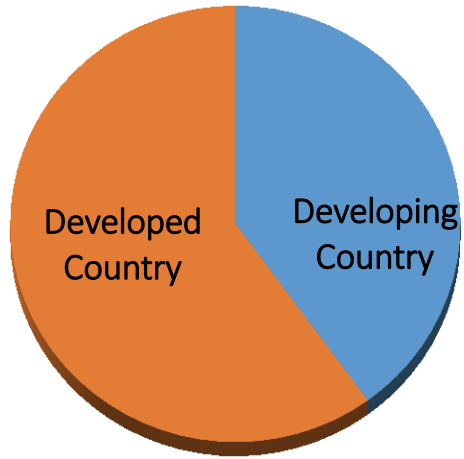
Top 85 Session Types



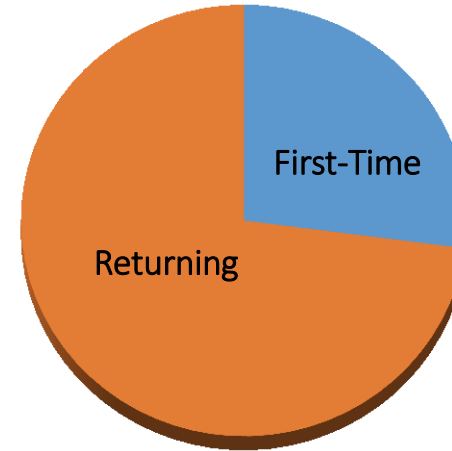
Other	34	40%
Panel	18	21%
Break-out group discussions	13	15%
Debate	13	15%
Birds of A Feather (BoF)	7	8%
Flash Session	1	1%

Top 85

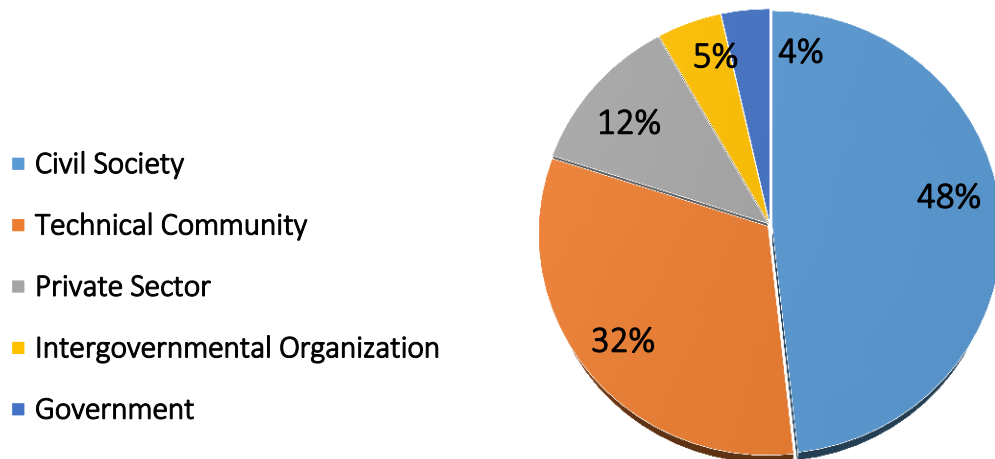
The Proposers: Developing vs. Developed Country, First-Time vs. Returning, Stakeholder Group



<i>Developing Country</i>	34	40%
<i>Developed Country</i>	51	60%



<i>First-Time Proposer</i>	23	27%
<i>Returning Proposer</i>	62	73%

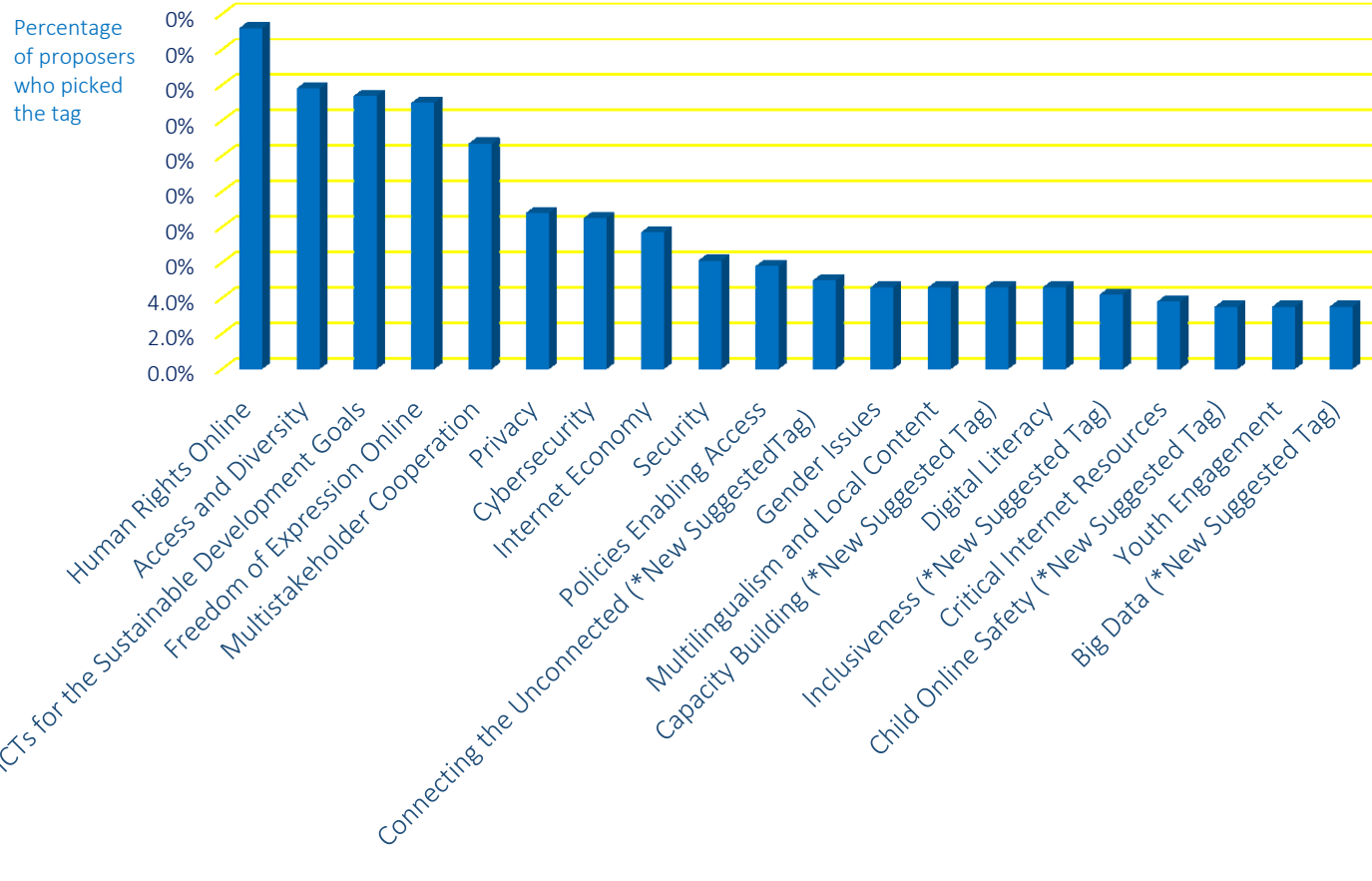


- Civil Society
- Technical Community
- Private Sector
- Intergovernmental Organization
- Government

<i>Civil Society</i>	41	48%
<i>Technical Community</i>	27	32%
<i>Private Sector</i>	10	12%
<i>Intergovernmental Organization</i>	4	5%
<i>Government</i>	3	4%

All Proposals Thematic Tags

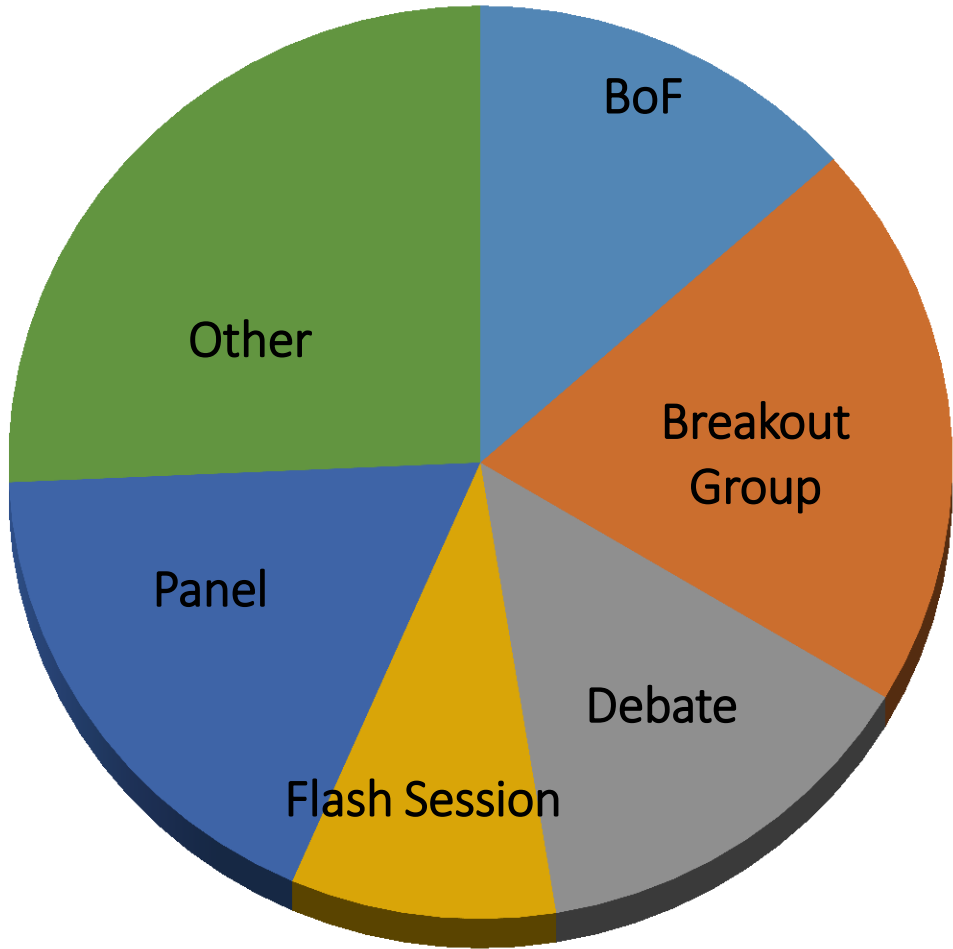
All Proposals: Most Popular Thematic Tags



20 Most Used Thematic Tags	Selection Frequency	Selection Frequency (Percent)	Percentage of Proposers who Picked this Tag
Human Rights Online	50	6.4%	19.2%
Access and Diversity	41	5.3%	15.8%
Internet and ICTs for the Sustainable Development Goals	40	5.1%	15.4%
Freedom of Expression Online	39	5%	15%
Multistakeholder Cooperation	33	4.2%	12.7%
Privacy	23	2.9%	8.8%
Cybersecurity	22	2.8%	8.5%
Internet Economy	20	2.6%	7.7%
Security	16	2%	6.1%
Policies Enabling Access	15	1.9%	5.8%
Connecting the Unconnected (*New Suggested Tag)	13	1.6%	5.0%
Gender Issues	12	1.5%	4.6%
Multilingualism and Local Content	12	1.5%	4.6%
Capacity Building (*New Suggested Tag)	12	1.5%	4.6%
Digital Literacy	12	1.5%	4.6%
Inclusiveness (*New Suggested Tag)	11	1.4%	4.2%
Critical Internet Resources	10	1.3%	3.8%
Child Online Safety (*New Suggested Tag)	9	1.1%	3.5%
Youth Engagement	9	1.1%	3.5%
Big Data (*New Suggested Tag)	9	1.1%	3.5%
All Other Tags	318	40.8%	
No Tags	54	6.9%	

All Proposers

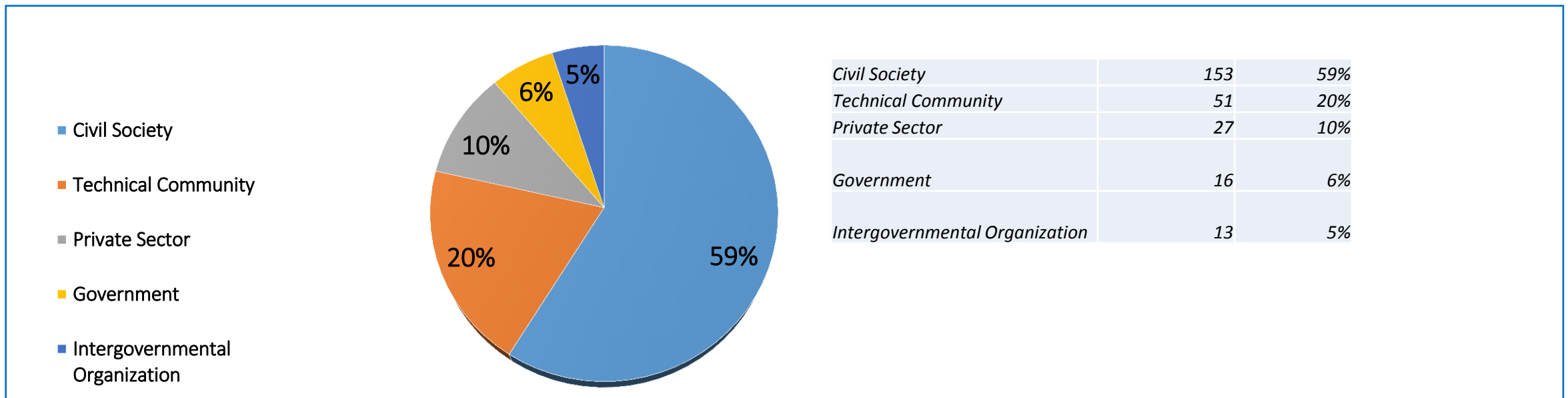
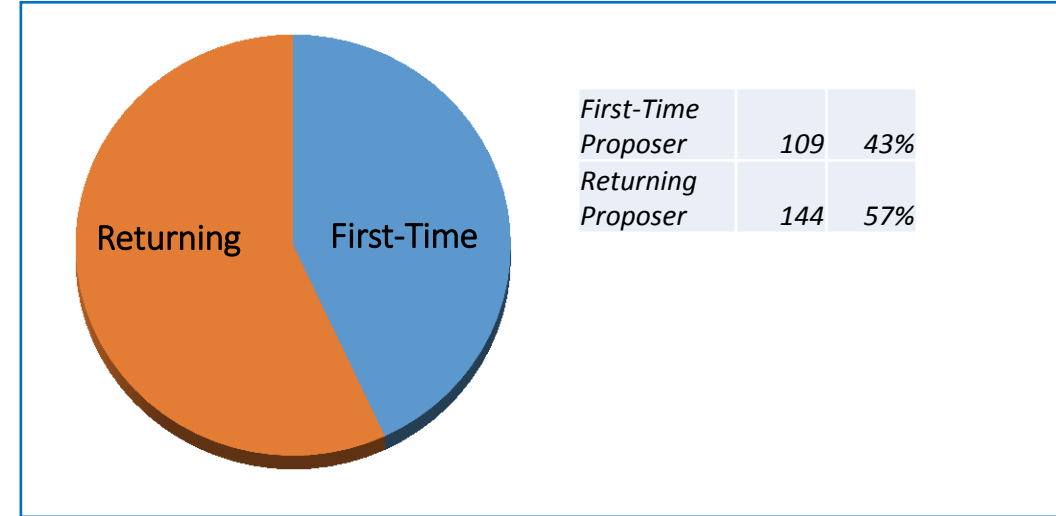
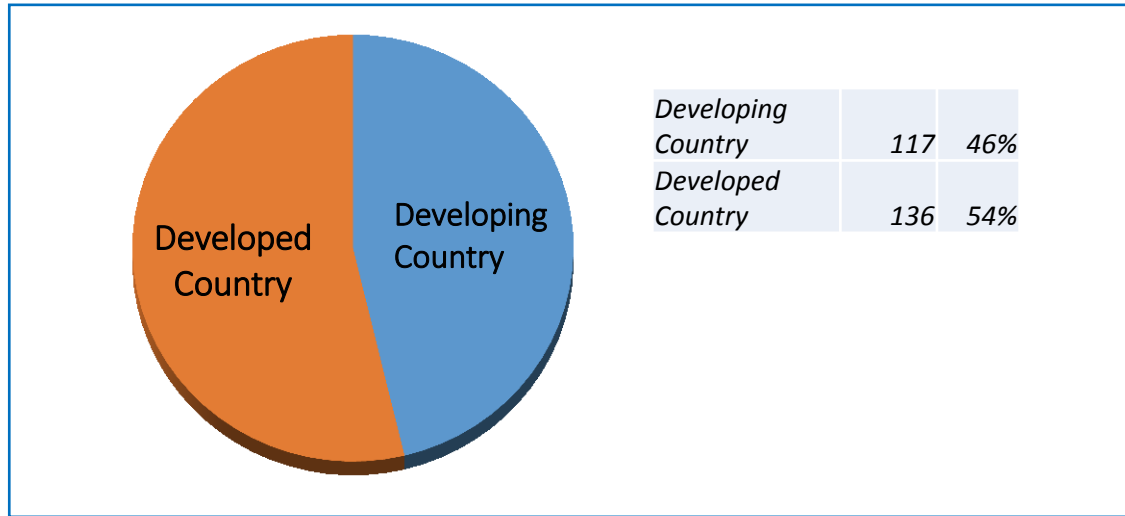
Session Types



Other	65	26%
Break-out group discussions	51	20%
Panel	46	18%
Debate	35	14%
Birds of A Feather (BoF)	34	13%
Flash Session	23	9%

All Proposers

The Proposers: Developing vs. Developed Country, First-Time vs. Returning, Stakeholder Group



Comparative View: Tags

Top 60

20 Most Used Thematic Tags	Selection Frequency	Selection Frequency (Percent)	Percentage of Proposers who Picked this Tag
Access and Diversity	15	8.3%	25%
Human Rights Online / Human Rights	10	5.6%	16.7%
Multistakeholder Cooperation	10	5.6%	16.7%
Freedom of Expression Online	8	4.4%	13.3%
Internet & ICTs for Sustainable Development	7	3.9%	11.7%
Critical Internet Resources Inclusioness (*New Suggested Tag)	5	2.8%	8.3%
Internet Economy	5	2.8%	8.3%
Multilingualism and Local Content	5	2.8%	8.3%
Policies Enabling Access	5	2.8%	8.3%
Security	5	2.8%	8.3%
Capacity Building (*New Suggested Tag)	4	2.2%	6.7%
Gender Issues	4	2.2%	6.7%
Big Data (*New Suggested Tag)	3	1.7%	5%
Cybersecurity	3	1.7%	5%
Digital Literacy	3	1.7%	5%
Internet Governance Ecosystem (*New Suggested Tag)	3	1.7%	5%
IoT (*New Suggested Tag)	3	1.7%	5%
Policies and Regulation for Humanity (*New Suggested Tag)	3	1.7%	5%
Privacy	3	1.7%	5%
All Other Tags	168	93.3%	
No Tags	12	6.6%	

Top 85

20 Most Used Thematic Tags	Selection Frequency	Selection Frequency (Percent)	Percentage of Proposers who Picked this Tag
Access and Diversity	17	6.7%	20%
Human Rights Online / Human Rights	16	6.3%	18.8%
Multistakeholder Cooperation	14	5.5%	16.5%
Internet & ICTs for Sustainable Development	13	5.1%	15.3%
Cybersecurity	9	3.5%	10.6%
Freedom of Expression Online	9	3.5%	10.6%
Policies Enabling Access	8	3.1%	9.4%
Security	7	2.7%	8.2%
Privacy	6	2.3%	7%
Internet Economy	6	2.3%	7%
Critical Internet Resources	6	2.3%	7%
Inclusioness (*New Suggested Tag)	6	2.3%	7%
Multilingualism and Local Content	5	2%	5.9%
Enhancing Accessibility for Persons with Disabilities	4	1.7%	4.7%
Gender Issues	4	1.7%	4.7%
Connecting the Unconnected (*New Suggested Tag)	4	1.7%	4.7%
Big Data (*New Suggested Tag)	4	1.7%	4.7%
Capacity Building (*New Suggested Tag)	4	1.7%	4.7%
Digital Literacy	4	1.7%	4.7%
Cloud Computing	4	1.7%	4.7%
All Other Tags	84	32.9%	
No Tags	21	8.3%	

All

20 Most Used Thematic Tags	Selection Frequency	Selection Frequency (Percent)	Percentage of Proposers who Picked this Tag
Human Rights Online	50	6.4%	19.2%
Access and Diversity	41	5.3%	15.8%
Internet and ICTs for the Sustainable Development Goals	40	5.1%	15.4%
Freedom of Expression Online	39	5%	15%
Multistakeholder Cooperation	33	4.2%	12.7%
Privacy	23	2.9%	8.8%
Cybersecurity	22	2.8%	8.5%
Internet Economy	20	2.6%	7.7%
Security	16	2%	6.1%
Policies Enabling Access	15	1.9%	5.8%
Connecting the Unconnected (*New SuggestedTag)	13	1.6%	5.0%
Gender Issues	12	1.5%	4.6%
Multilingualism and Local Content	12	1.5%	4.6%
Capacity Building (*New Suggested Tag)	12	1.5%	4.6%
Digital Literacy	12	1.5%	4.6%
Inclusioness (*New Suggested Tag)	11	1.4%	4.2%
Critical Internet Resources	10	1.3%	3.8%
Child Online Safety (*New Suggested Tag)	9	1.1%	3.5%
Youth Engagement	9	1.1%	3.5%
Big Data (*New Suggested Tag)	9	1.1%	3.5%
All Other Tags	318	40.8%	
No Tags	54	6.9%	

Comparative View: Session Types

Top 60

Other	25	42%
Debate	11	18%
Break-out group discussions	10	17%
Panel	8	13%
Birds of A Feather (BoF)	5	8%
Flash Session	1	2%

Top 85

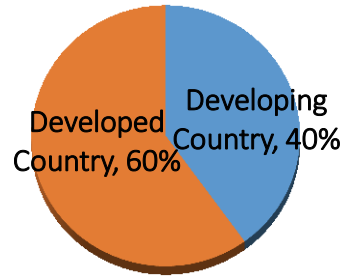
Other	34	40%
Panel	18	21%
Break-out group discussions	13	15%
Debate	13	15%
Birds of A Feather (BoF)	7	8%
Flash Session	1	1%

All

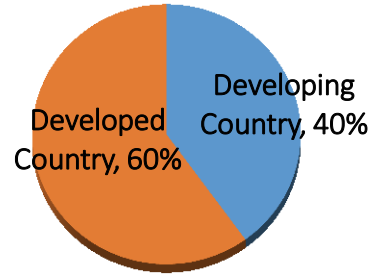
Other	65	26%
Break-out group discussions	51	20%
Panel	46	18%
Debate	35	14%
Birds of A Feather (BoF)	34	13%
Flash Session	23	9%

Comparative View: Proposers

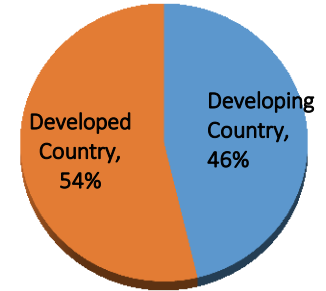
Top 60



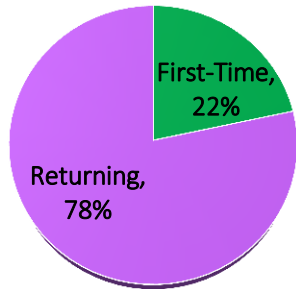
Top 85



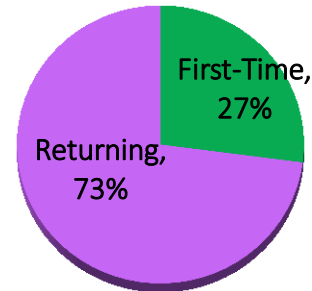
All



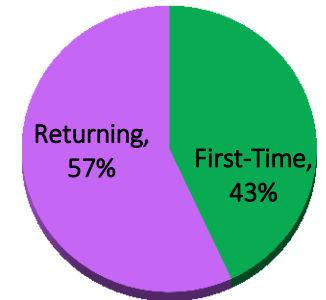
Top 60



Top 85

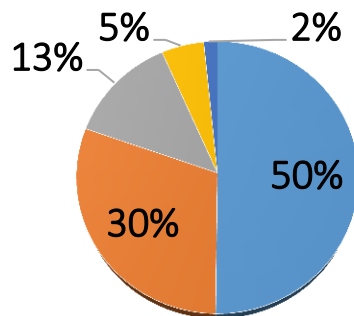


All



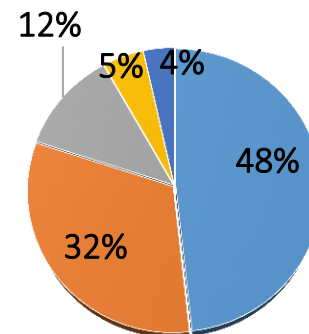
Top 60

- Civil Society
- Technical Community
- Private Sector
- Intergovernmental Organization
- Government



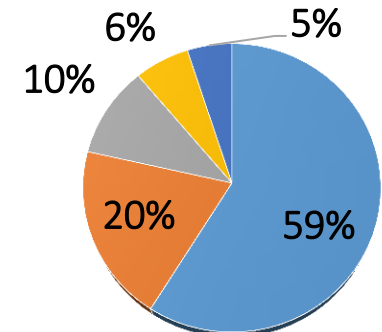
Top 85

- Civil Society
- Technical Community
- Private Sector
- Intergovernmental Organization
- Government



All

- Civil Society
- Technical Community
- Private Sector
- Government
- Intergovernmental Organization



A Look at Standard Deviation

30 Highest Proposals

ID	Title	Format	Tag1	Tag2	Tag3	From Developing Country	New Proposer	Number of Evaluations	Total Grade	Average Grade	Standard Deviation
92	RINA, reconstructing the overall structure of the internet	Other - This technical workshop which will present new internet standards that are tested in companies (Eric	Critical Internet Resources	Connecting the Unconnected	Security	no	yes	35	111	3.171429	1.182870945
59	Impacto de Nova en la informatización del gobierno cubano	Flash Session	Internet & ICTs for the Sustainable Development Goals	Schools on Internet Governace	Youth Engagement	yes	yes	23	64	2.782609	1.177931929
193	DigiMon: Responding and analyzing threats to digital rights	Flash Session	#Human Rights Online	DNS	Freedom of Expression Online	yes	yes	41	108	2.634146	1.163596141
166	Freedom of Expression Case Law Database	Other - Information Booth	Freedom of Expression Online	Internet governance	Human Rights Online	no	yes	41	132	3.219512	1.158472399
106	DOMINIOS LATINOAMERICA, portal and conference	Flash Session	Critical Internet Resources	Access to New Technologies	Trade and the Internet	no	yes	41	125	3.04878	1.146600905
70	Sustainable Growth through innovation in Domain Name System	Flash Session	Critical Internet Resources	Openness		no	yes	40	114	2.85	1.130265456
65	Supporting Cyber security and trust	Break-out group discussions	Cybersecurity	Security		yes	yes	41	98	2.390244	1.123540762
56	Creating a multistakeholder model for the trade negotiation	Debate	globaltrade	tradeconsultation	tradetransparency	no	no	36	125	3.472222	1.117688863
147	When 'Free' isn't - children, business and the internet	Flash Session	Child Online Safety	Internet Economy	#digital children rights	no	no	41	127	3.097561	1.099997296
6	Can Law enforcement catch bad actors online anymore ?	Panel	Cybersecurity	Critical Internet Resources	Multistakeholder Cooperation	no	no	41	161	3.926829	1.090764867
95	All Revolutions have their APPs	Other - The new forms of communication that appear in the world require experiments for better understanding	Freedom of Expression Online	Human Rights Online	Multilingualism and Local Content	no	yes	40	117	2.925	1.081376438
229	The use of internet in SADC: challenges and opportunities	Birds of A Feather (BoF)	#ICT4Dev	Economic, social and cultural rights and the internet	#Human Rights Online	yes	yes	36	120	3.333333	1.08012345
176	Internet Sharing Economy and Policy Challenges	Panel	Internet Economy	Privacy	Security	yes	no	42	134	3.190476	1.074334683
235	Community mobile networks step by step	Break-out group discussions	Access and Diversity	Connecting the Unconnected	#ICT4Dev	yes	yes	40	124	3.1	1.067707825
250	How to make remote participation sustainable?	Break-out group discussions	Youth Engagement	Multistakeholder Cooperation	Empowerment	yes	no	39	144	3.692308	1.06587742

ID	Title	Format	Tag1	Tag2	Tag3	From Developing Country	New Proposer	Number of Evaluations	Total Grade	Average Grade	Standard Deviation
8	Challenges in the production of digital educational resource	Debate	Digital Resources for Education	Access and Diversity	Multilingualism and Local Content	yes	yes	42	125	2.97619	1.057582491
76	Where does IG sit inside the government?	Other - Roundtable	Multistakeholder Cooperation			no	no	36	116	3.222222	1.057016533
63	ICANN New gTLD Program: Exploring Impact & Future Direction	Panel	Multistakeholder Cooperation	Connecting the Unconnected		no	no	41	160	3.902439	1.05471943
130	Forging Ahead: Building Sustainable Capacity for NextGen	Birds of A Feather (BoF)	Capacity building	Access and Diversity	Internet & ICTs for the Sustainable Development Goals	yes	yes	40	122	3.05	1.047616342
41	Dig Once for Access	Break-out group discussions	Access and Diversity	Capacity building	Multistakeholder Cooperation	no	no	41	151	3.682927	1.046224907
79	What Has Internet Governance Done for Freedom Expression?	Other - Round Table	Freedom of Expression Online	Multistakeholder Cooperation	Human Rights Online	no	no	37	116	3.135135	1.043957185
249	Connecting the Next Billion: A Community How-To	Panel	Connecting the Unconnected	Access to New Technologies	#ICT4Dev	no	no	39	125	3.205128	1.042174432
123	What are the unique cybersecurity challenges that IoT?	Birds of A Feather (BoF)	IoT	Security	Privacy	yes	yes	40	105	2.625	1.04133328
242	Enhanced Cooperation in LAC: Digital Economy and Development	Panel	Regional Collaboration	Digital Economy	#LatinAmerica	no	no	41	145	3.536585	1.038233983
122	Promoting Cyber connectivity and zero-rating	Birds of A Feather (BoF)	Cyber	Connecting the Unconnected		yes	yes	40	94	2.35	1.038026975
83	Improving Stakeholder Representation in Multistakeholderism	Other - Moderated Round Table Discussion	Multistakeholder Cooperation	Internet Governance Eco System	Improving representation	no	no	39	133	3.410256	1.030756474
80	Geroclub experience as multi-sectorial intervention	Birds of A Feather (BoF)	Access and Psychic Activation	Access and Diversity	Use of ICTs in Working with the Elderly	yes	yes	38	106	2.789474	1.030020305
185	Youth challenges Freedom of Expression	Birds of A Feather (BoF)	Freedom of Expression Online	#humanrights	Human Rights Online	yes	yes	38	126	3.315789	1.028674752
270	Internet infrastructure, global technical standards and SDGs	Other - Digital Debate (please see background paper)	Infrastructure	#humanrights	SDGs&SDOs	no	no	41	150	3.658537	1.026710497
256	Digital attacks as censorship against media and Human Rights	Panel	Cybersecurity	Freedom of Expression Online	Empowerment	yes	yes	35	126	3.6	1.019803903

IGF2016 Sample Schedule

Number of Session Slots

IGF Day 1: 6-December-2016														
Time	09.00-10.30		10.30-11.00		11.00-12.30		12.30-14.00		14.00-15:00		15.00-15.30		15.30-18.00	
Main Meeting Hall	MS1		Break		MS1		Lunch break		Setting the Scene		OPENING CEREMONY		OPENING SESSION	
Time	09.00-10.30		10.30-11.00		11.00-12.30		12.30-14.00		14.00-15.00		15.00-16.00		16.00-18.00	
Workshop Room 1	WS1		Break		WS6		Lunch break							
Workshop Room 2	DC1		Break		OF1	WS85	Lunch break							
Workshop Room 3	DC2		Break		OF2	WS86	Lunch break							
Workshop Room 4	WS2		Break		WS7		Lunch break							
Workshop Room 5	BPF1		Break		WS8		Lunch break							
Workshop Room 6	BPF2		Break		DC4		Lunch break							
Workshop Room 7	DC3		Break		OF3	WS87	Lunch break							
Workshop Room 8	WS3		Break		WS9		Lunch break							
Workshop Room 9	WS4		Break		WS10		Lunch break							
Workshop Room 10	WS5		Break		WS11		Lunch break							
Slot Numbers	WORKSHOP (1.5 HRS) ~ 80				OPEN FORUM ~ 30				MAIN SESSION ~ 7					
	WORKSHOP (1 HR) ~ 5				DYNAMIC COALITION ~ 11				CEREMONIAL/ HIGH-LEVEL/ HOST COUNTRY					
	WORKSHOP (.5 HR) ~ 25				BEST PRACTICE FORUM ~ 5				Breaks					