



IGF 2020 BY THE NUMBERS

IGF WEBSITE

400,000+

page views on the IGF Website

20,929

connections to sessions

295

events including 235 Webinars
and 60 Meetings

SOCIAL MEDIA



23,431

Views

Top countries: US, Poland,
India, Brazil, Germany



7,767

Top countries: Brazil, US, India,
Mexico, Germany



20,000,000+

Reach



15,668

Views on UN TV

The Fifteenth Annual Meeting of the Internet Governance Forum (IGF) was hosted online by the United Nations under the overarching theme: Internet for human resilience and solidarity. The first phase was hosted on 2-6 November and the second on 9-17 November. The IGF 2020 Outputs are available.

6,150 people registered as participants. The meeting recorded **20,929 connections** to sessions hosted over **1,000,000+ minutes**, making an average time per connection be **50 minutes**.

59% of registered users indicated to be the first-time comers. Gender representation was 52% male, 47% female and 1% self-identified as other. About 1% of registered participants indicated to be members of parliaments. The forum also saw around 1% of registered media representatives.

The IGF website received more than **80,000 connections** and almost **400,000 pages** opened. Some of the countries with high number of connections were the **US, UK, China, Poland, France, Germany, Netherlands, India, Brazil, Russia, Nigeria and Switzerland.**

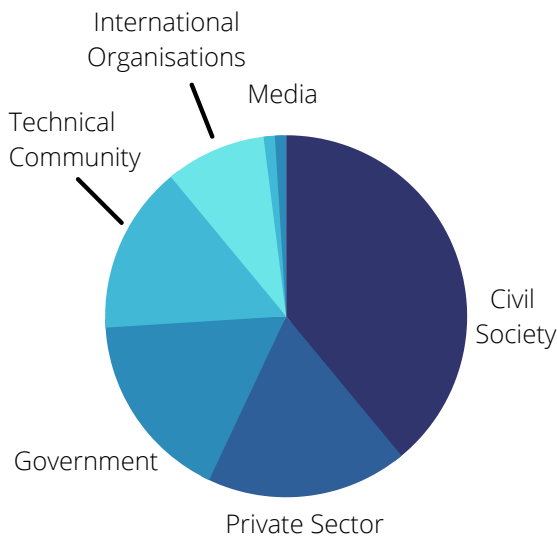
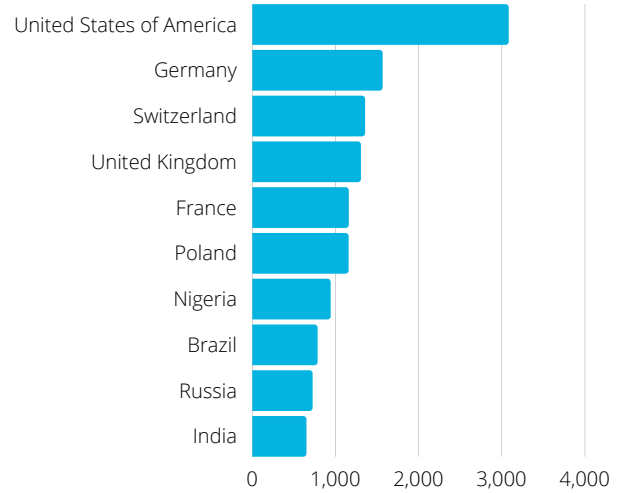
During the IGF, there were about **250 networking email** connections using IGF 2020 Schedule (spontaneous one-to-one contact between attendees).

UN Web TV featured more than **15,000 live viewers**, meaning more than 1,000 viewers on each high level session on average. Some of the top viewers countries included the United States, Switzerland, Comoros, Israel, Canada, Japan, Mexico, Norway, Australia or China.

Sessions were also offered at the **IGF's YouTube and Facebook sites**. All IGF 2020 sessions are archived at the IGF YouTube Channel, with the highest number of viewers during the IGF 2020 timespan coming from India, Brazil, USA, France, Poland, Germany, Russia, UK and Bangladesh. IGF Facebook Channel also presented some youth sessions, where other countries such as Italy, Pakistan or Egypt were prominent in views.

Social media activity is estimated to have reached more than **20,000,000 people**, with about **400 contributors** counting only mention of #IGF2020 hashtag, an average of 1.25 original tweets and 3 retweets per contributor, with about 1,000 impressions and 10 interactions per tweet.

The top 3 countries for participation were the **USA, Germany and Switzerland**

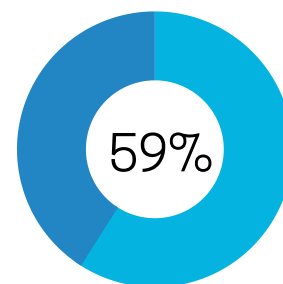


39% of participants belonged to **civil society** while 18% came from the **private sector**, 17% from **government**, 15% from the **technical community**, 9% from **international organisations** and 1% from **media**

The meeting featured **295 sessions**. 60 functioned as meeting format including networking sessions and several programme sessions, with others functioning as webinars.

Breakdowns per session type were:

1 orientation session, 80 pre-events, 17 Dynamic Coalitions, 7 National and Regional Initiatives Sessions, 28 Open Forums, 7 Youth Sessions, 4 Best Practice Forums, 84 Workshops, 7 Main sessions, 8 High-Level and Leaders Sessions and 1 open mic session.

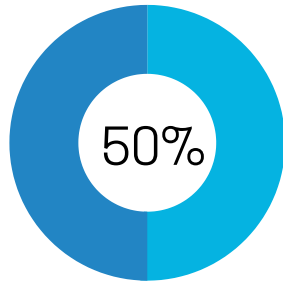


59% of participants were **newcomers** to the IGF

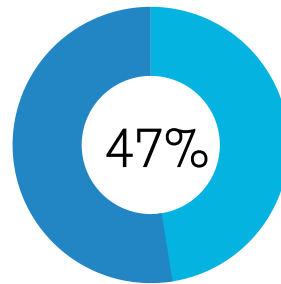
Organizations from five different continents joined the IGF Village with 70 booths to share their work missions with the Forum's participants.

The Village included representatives from all key stakeholder groups: governments and intergovernmental organizations, private sector, civil society and technical community.

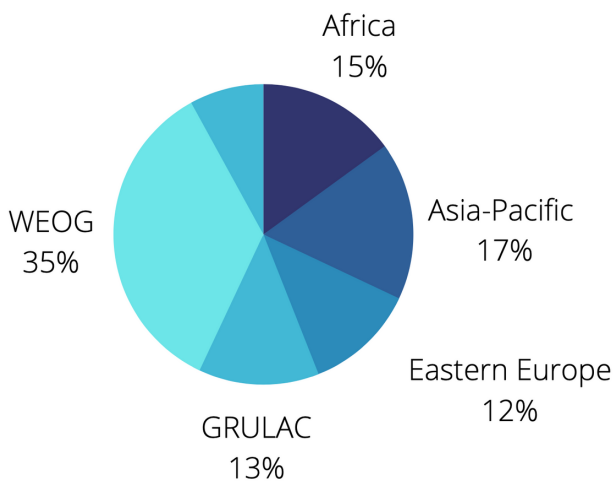
50% of **session organisers** were women



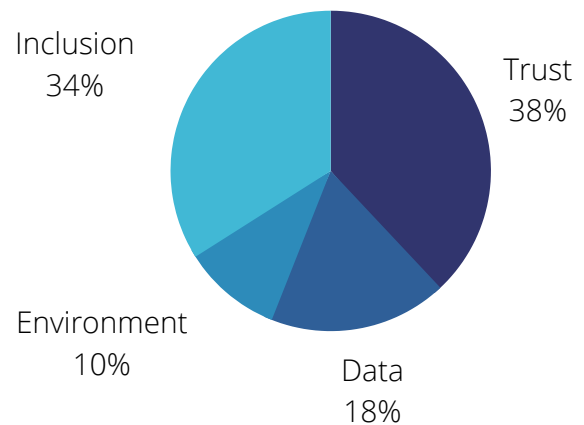
47% of **participants** were women



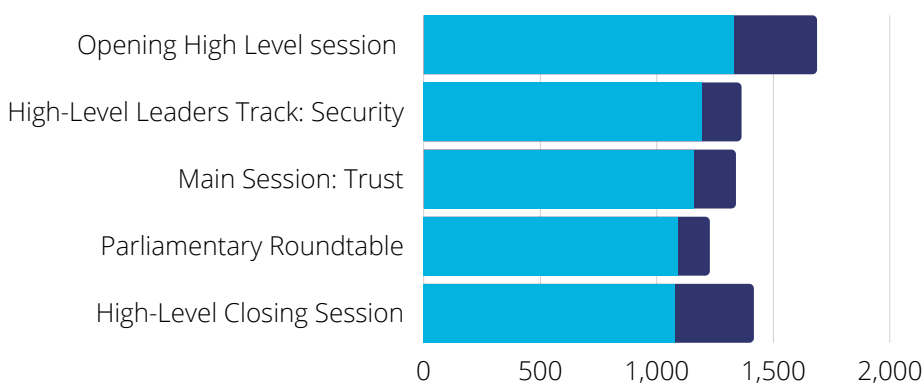
There were also **27 remote hubs** organised around the world. These included 14 from Africa, 4 from the Asia-Pacific region, 3 from Europe, and 5 from Latin America and the Caribbean, with an active online presence, video-sharing and live-comments.



45% of participants were from the Global South



38% of sessions concerned the theme of **Trust**, 34% were on **Inclusion**, 18% were on **Data** and 10% concerned the **Environment**



The most watched session on UN TV was the **Opening High Level Session**

